

TOWEL RAIL / CAST

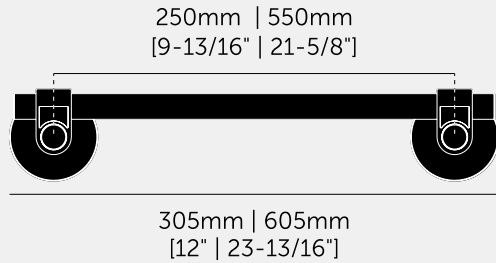
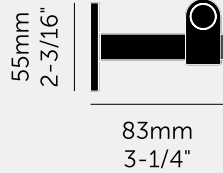

ACTION: TOWEL RAIL

KNURL: CAST

RANGE: BATHROOM

A towel rail made from solid stainless steel, featuring our signature rough-cast knuckle and hand polished solid metal bar. Thanks to the casting process, no two knuckles are the same. Suitable for all interior spaces, including bathrooms.





SPECIFICATIONS

A towel rail made from solid stainless steel, featuring our signature rough-cast knuckle and hand polished solid metal bar.

INCLUDED

1 x towel rail
 2 x 53mm inner rose cover and washers
 8 x M4x20mm countersunk woodscrews
 8 x 30mmx4mm wall plugs

FINISH & SKU NUMBERS

sku:	finish:	size:
UTR-074269	● steel	SMALL
UTR-484270	● welders black	SMALL
UTR-074272	● steel	MEDIUM
UTR-484273	● welders black	MEDIUM

PLEASE NOTE

DISCLAIMER: Always consult a trade professional when installing this product. Buster + Punch is not responsible for the usage or feasibility of installation requirements.

CARE INSTRUCTIONS

Clean regularly with a soft, dry cloth or duster. Wash periodically using a soft cloth and mild soapy water then dry immediately with a clean, soft cloth. Rubbing or wiping should be carried out in the direction of the polish lines, not across them. DO NOT use oily rags or greasy cloths when wiping the product surface. All finishes prone to ageing.